





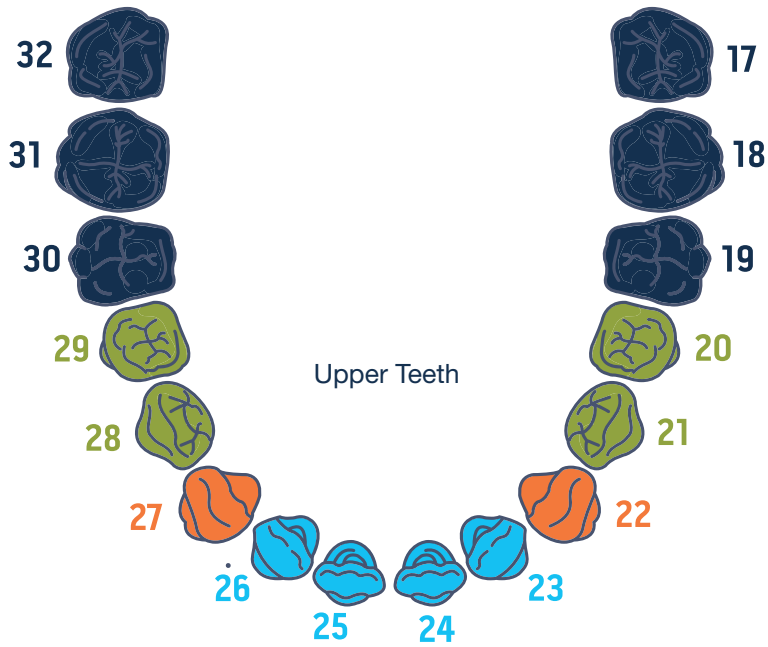









# Maxillary Teeth Organ Chart

	 Sense Organs	 Joints	 Vertebrae	 Organs	 Endocrine Glands	 Others
1	Inner Ear	Shoulder Elbow Hand Ulmar Foot Plantar Toes Sacroiliac Joint	C7, T1, T5, T6, S1, S2	Heart Duodenum	Anterior lobe of pituitary	CNS Psyche
2	Maxillary Sinus	Jaws Front of Knee	T11, T12, L1	Pancreas Stomach	Parathyroid	Mammary Gland
3					Thyroid	
4	Ethmoid Cell	Shoulder Elbow Hand radial Foot Big Toe	C5, C6, C7, T3, T4, L4, L5	Lung Large Intestine	Thymus	
5					Posterior lobe of pituitary	
6	Eye	Back of Knee Sacrococcyx	Hip	T9, T10	Liver Gall bladder	
7	Frontal Sinus		Hip	L2, L3, S3, S4, S5 Coccyx	Kidney Bladder Urogenital Area	Pineal Gland
8						
9						
10						
11	Eye	Hip	T9, T10	Liver Gall Bladder	Posterior lobe of pituitary	
12	Ethmoid Cell	Shoulder Elbow Hand Radial Foot Big Toe	C5, C6, C7, T3, T4, L4, L5	Lung Large Intestine	Thymus	
13						
14	Maxillary Sinus	Jaws Front of Knee	T11, T12, L1	Pancreas Stomach	Thyroid	Mammary Gland
15					Parathyroid	
16	Inner Ear	Shoulder Elbow Hand Ulmar Foot Plantar Toes Sacroiliac Joint	C7, T1, T5, T6, S1, S2	Heart Duodenum	Anterior lobe of pituitary	CNS Psyche



# Mandibular Teeth Organ Chart

								
	Sense Organs		Joints	Vertebrae	Organs	Endocrine Glands	Others	
17		Shoulder Elbow	Hand ulnar Foot plantar Toes Sacroiliac Joint	C7, T1, T5, T6, S1, S2	Ileocecal Region	Heart Ileum	Peripheral nerves	Energy Metabolism
18	Ethmoid Cell		Hand radial Big Toe	C5, C6, C7, T3, T4, L4, L5		Large Intestine	Arteries	
19		Veins						
20	Maxillary Sinus	Front of Knee	Jaws	T11, T12, L1	Pancreas Stomach Pylorus	Lymph vessels	Mammary Gland	
21						Gonad		
22	Eye	Foot	Hip	T9, T10	Liver Gall bladder	Adrenal gland		
23	Frontal Sinus		Sacroccocyx Foot	L2, L3, S3, S4, S5 Coccyx	Kidney Bladder Urogenital Area			
24								
25								
26								
27	Eye	Hip	T9, T10	Liver Gall Bladder	Gonad	Mammary Gland		
28	Maxillary Sinus	Front of Knee	Jaws	T11, T12, L1	Pancreas Stomach Pylorus		Lymph vessels	
29								
30	Ethmoid Cell	Shoulder Elbow	Hand ulmar Foot plantar Toes Sacroiliac Joint	C5, C6, C7, T3, T4, L4, L5	Ileocecal Region	Heart Ileum	Veins	
31						Large Intestine	Arteries	
32		Hand radial Big Toe	C7, T1, T5, T6, S1, S2		Large Intestine	Peripheral nerves	Energy Metabolism	